



ClickView

St Patrick's College subscribes to ClickView Online, which allows staff and students to access a Library of free-to-air programmes, along with a Curriculum Library of documentaries produced by ClickView and mapped to the Australian Curriculum. You will be able to access ClickView with your SPC username and password, either using a laptop or a smart device with the available APP.

Students will also be able to access ClickView, with their own username and password, via the APP and a smart device or on a computer via their browser.

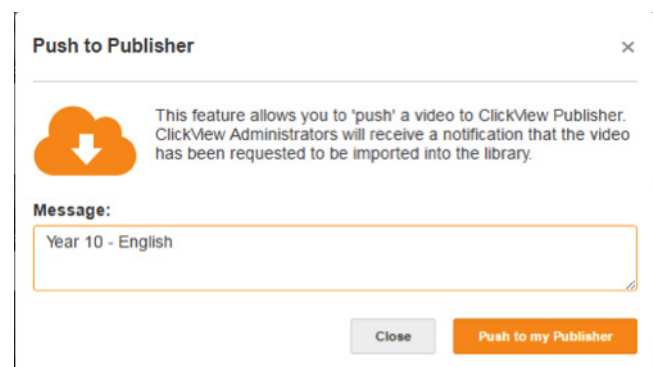
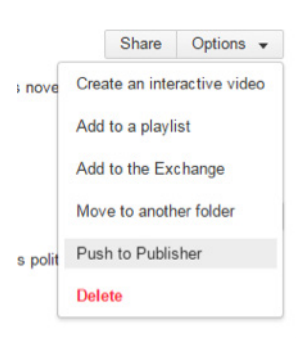
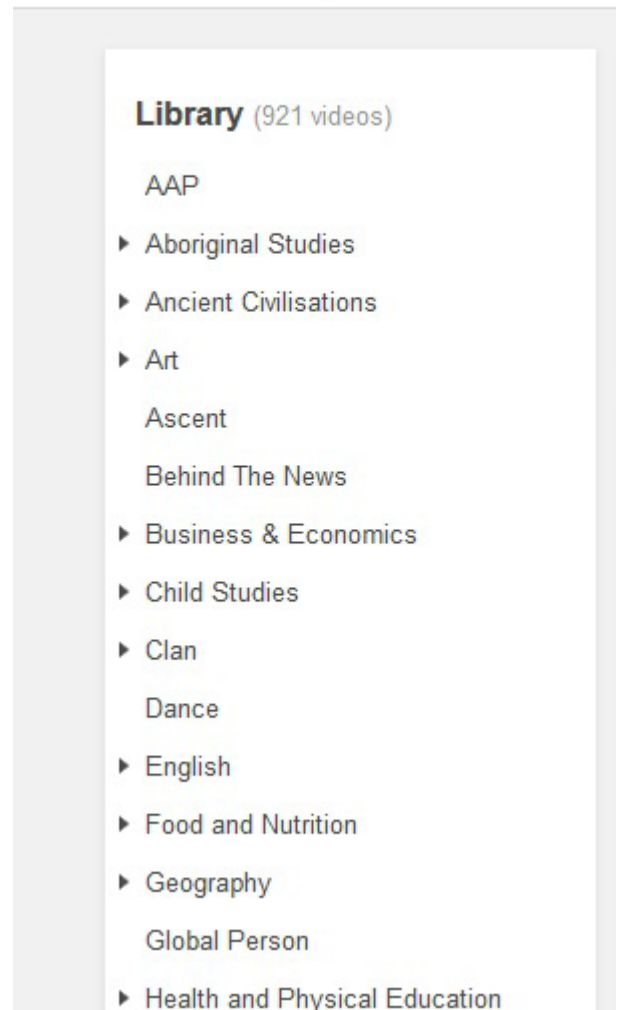
As determined by the SPC Film policy (currently being updated by Leadership), Year 7-8 students will only be able to access G and PG rated programmes; Year 9, G, PG and M; and years 10-12 G, PG, M and MA. You will be able to view and show all ratings.

What do we do? OR ... What can we do for you?

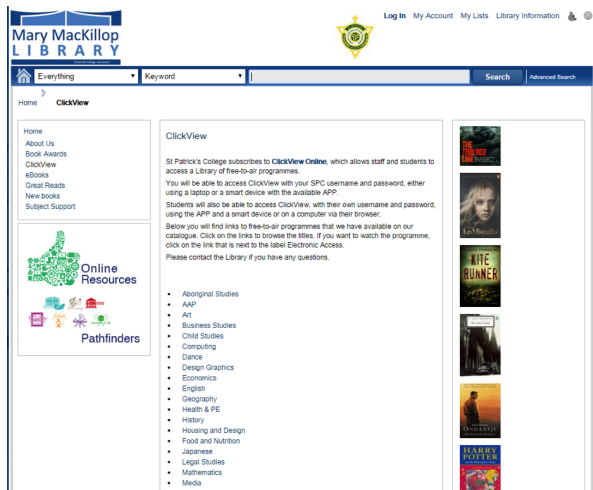
The Mary MacKillop Library downloads edits and manages the content of all free-to-air programmes available via ClickView 24/7. This content is added to Faculty folders and within those folders are year or subject folders as determined by the HOF.

ClickView 24/7 only keeps free-to-air programmes for 2-4 weeks. If you have watched a programme and would like it added to our Library, you have a number of options:

- Add it to your workspace and view from there, you have 5GB available.
- From your workspace under options you then have the ability to "push to publisher". This will send the programme to the Library administrators, where it will be edited and then uploaded into our Library collection. If you know what subject and year level you would like to use it for please add that in the message area.
- Send an email to library@stpatricks.tas.edu.au, with the programme title, subject, year level, date and channel it was shown.
- Or call the Library on 2921



All ClickView programmes are searchable on our catalogue; a simple keyword search will allow you to find any programme that the library has recorded off-air. A link to that programme can then be accessed, allowing you to go directly to that file.



You have two options on how to search for AV on our Library catalogue

Option 1

Browse the list of subjects until you find the movie you need, this list can then be sorted to most recent if required, the lists are updated everytime a new episode or programme is added to our ClickView Library.

Once you have found the programme you require, select the title and click on the link next to Electronic access, this will then allow the file to be opened up in ClickView, you may be prompted for your username and password if you have not already signed in.



Option 2:

Search the Library Catalogue using keyword. To limit your search to AV add "digital" to the end of your search for ClickView programmes and DVD for those DVD's we still have available.

OR - Limit your search results by using the Limit Search Results on the left hand side. For example in subject place a tick in Digital media and DVD-video discs and click on include. This will limit your search results to include DVD's and ClickView files.

If you have requested a programme or series of shows, you will be emailed when it has gone live, usually the day after it has aired. If you want to view it straight away a temporary un-edited link will be sent, and the permanent link added at a later time.

At the end of the month a list of all downloaded off-air recordings that have been added will be emailed to all teaching staff.

Please remember if you want anything recorded that is local content only, you will need to request it before it is aired as this is not available via ClickView.